

Agency of Administration
DEPARTMENT OF
TAXES

Susanne R. Young, Secretary
Kaj Samsom, Commissioner
Craig Bolio, Deputy Commissioner



Fiscal Year 2020 Budget Request

Fiscal Year 2020 Budget Request

Agency of Administration

**D E P A R T M E N T O F
T A X E S**

Susanne R. Young, Secretary

Kaj Samsom, Commissioner

Craig Bolio, Deputy Commissioner

Budget Development

Paul Rousseau CPA, AoA Chief Financial Officer

Jason Pinard, Financial Director II

Bradley Kukenberger, Financial Director II

*Fiscal Year 2020 Budget Request
table of contents*

Agency of Administration

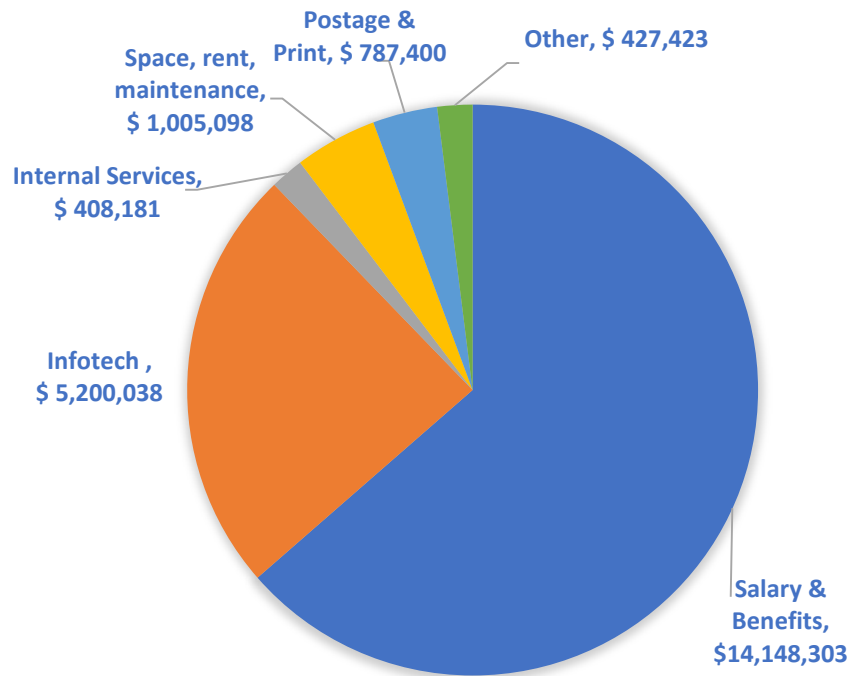
**D E P A R T M E N T O F
T A X E S**

Governor's FY2020 Recommend, Summary & Highlights	4
FY2019 to FY2020 Crosswalk	7
Program Performance Measures Budget Reports	8
Budget Rollup Reports	12
Budget Detail Reports	14
Personnel Summary Reports & Organizational Charts	22
Interdepartmental Transfers Receipts	37

Vermont Department of Taxes FY 2020 Budget

MISSION: The Vermont Department of Taxes serves Vermonters by collecting the right amount of tax in a timely and efficient manner to pay for goods and services people receive from the state and ensure a level playing field for business in Vermont.

TOTAL EXPENSES \$21,189,043



• Updates and initiatives

- Budget growth limited to 3.9% increase over FY19
- Implementing Vermont Tax Reform
- Fully paid VTax implementation contract commitments
- Modernizing scanners and document management system
- Gather information (RFI & RFP) to replace Grand List Software
- Evaluate impact of federal tax changes and Wayfair decision
- Over 90% of timely refund requests issued by June 1
- Short-term rental requirements and education program

• Challenges

- Bottle bill implementation and administration
- Ongoing use of the CMF

Vermont Department of Taxes FY 2020 Budget

Philosophy:

The Vermont Tax Department serves Vermonters by collecting the right amount of tax in an efficient manner to pay for goods and services people receive from the state. Employees strive to offer the highest level of service to individual taxpayers, businesses, property owners, and towns. The Department's strategic goals are to process taxes more efficiently, improve communications with taxpayers and industry groups, reduce the tax gap, and support its workforce.

The Department includes the following divisions:

Administration

The Administrative Division comprises Department leadership and legal team. It includes the commissioner, deputy commissioner, general counsel and attorneys, hearing officer, and taxpayer advocate. The division responds to all tax policy inquiries from the governor, state legislature, and other stakeholders; issues rulings and technical bulletins to implement tax; and conducts tax appeal hearings.

Policy, Outreach and Legislative Affairs

The Policy, Outreach and Legislative Affairs Division (POLA) includes a policy analyst, fiscal analysts, education specialists, website coordinator, and training specialist. Members of POLA staff research policy for evolving tax issues and tax statute in Vermont and other

states for policy clarification and creation. Working cooperatively with economists from the executive and legislative branches, POLA fiscal analysts prepare revenue forecasts for the state of Vermont.

To improve transparency and communication with the public and industry groups, the division's education specialists conduct outreach activities by developing workshops and seminars for taxpayers and stakeholder groups. In addition, POLA educators create and distribute educational materials, such as fact sheets and instructional videos, which are distributed primarily through digital media, such as the Department website, electronic newsletters, and social media

Taxpayer Services

The Taxpayer Services Division helps taxpayers by responding to questions, resolving tax problems, encouraging voluntary compliance with Vermont tax laws, and reviewing tax return information. Division staff coordinate with the IRS to train volunteers with the Vermont Income Tax Assistance and Tax Counseling for the Elderly (VITA/TCE) and AARP Foundation Tax-Aide to prepare federal and state income tax forms. The division administers 27 taxes, 4 licensing programs, the Homestead Declaration, and Property Tax Adjustment and Renter Rebate programs. Processing refunds and property tax adjustments for taxpayers has been a focus in recent years as we find new ways to use our IT systems to identify computational errors and fraud while striving to accelerate the processing speed.

Vermont Department of Taxes FY 2020 Budget

Compliance

The Compliance Division, which includes the audit and collection sections, works to ensure a level playing field among Vermont taxpayers and reduce the tax gap. To make voluntary compliance easier for taxpayers, members of the Compliance staff often alert the Department on issues they find in the audit process and help find ways to give taxpayers a better understanding of their tax obligations.

Finance Division

The Finance Division includes revenue processing, accounting and general administration services for the department. This year the processing group is installing new scanners and software that will make processing paper returns and remittances more efficient.

Property Valuation and Review

Property Valuation and Review (PVR) provides administrative support for Vermont's property tax system in conjunction with municipal governments. Specific programs and functions include the Equalization Study of municipal grand lists, Current Use Program (Use Value Appraisal Program) and support for the Towns' listers and appraisers. PVR prepares statistical data and reports for these studies in addition to an annual report.

An RFP is in progress to replace the Municipal Grand List software which is expected to enhance the processing of current use information and provide more accurate and timely reporting for public and policy use.

VTax Support Team

The Department established the VTax Support Team in 2018 to manage the ongoing maintenance needs of the VTax system. The team manages installation of software patches, version upgrades, and user-initiated requests for enhancements or bug fixes. The team is comprised of Tax business staff who partner with ADS and vendor (FAST Enterprises) developers.

Vermont Department of Taxes FY 2020 Budget

	General \$\$	Special \$\$	Interdept'l Transfer \$\$	Total \$\$
Tax: FY 2019 (As Passed)	18,686,980	1,570,888	142,566	20,400,434
Base Salary Change	315,761			315,761
Base Benefit Change	525,890			525,890
Legal Aid Contract Reduction	(3,000)			(3,000)
Amy, Goulds, Jacobs Contract Expired	(15,000)			(15,000)
ADS Software Demand Driven Support	(84,700)			(84,700)
ADS Scanner Server Hosting - Fairfax VMs	80,000			80,000
Employee Training Budget	5,000			5,000
Reduce Building Security Upgrade One-Time Appropriation	(22,000)			(22,000)
MTC Audit Training in Lieu of Full Membership	(85,500)			(85,500)
Subscriptions and Dues (FTA Membership Cost, Death Master File, Avalara)	48,800			48,800
Change in Internal Service Fund Charges	(51,247)			(51,247)
All Other Adjustments to reflect Actual Expenditure	74,605			74,605
Subtotal of increases/decreases	788,609	-	-	788,609
FY 2020 Budget Request	19,475,589	1,570,888	142,566	21,189,043

Increases:

- Salary and benefits
- Add FairFax Scanning Hardware (offset by reduction in legacy)
- Emphasis on training and data

Decreases:

- MTC training, not joining full audit
- Eliminate legacy servers for scanners
- Reduce building security funding
- Contract expirations/reduction

Vermont Department of Taxes FY 2020 Budget

Program: Personal Income Tax Processing and Refund Review

Goals:

- Ensure proper amount of tax is paid
- Prevent identity theft and other fraud
- Return valid tax refunds to Vermonters quickly

Performance Measure	2017	2018	2019 estimate
Erroneous refunds prevented (\$\$)	5.1M	5.1M	5-6M
Timely filed refunds issued by June 1 (%)	82%	90%	92%
Refunds issued within 30 days of filing (%)	54%	75%	78%
Electronic Filing (%)	82%	84%	85%

Vermont Department of Taxes FY 2020 Budget

Program: Property Tax Adjustment

Goals:

- Provide property tax relief to Vermonters

- Prevent improper payments

Performance Measure	2017	2018	2019 estimate
Property tax adjustments granted (\$)	186.7M	189M	181.1M
Erroneous payments prevented (\$)	14M	11M	10-15M
Claims requiring manual review (%)	24%	23%	21%

Vermont Department of Taxes FY 2020 Budget

Program: Renter Rebate

Goals:

- Provide housing cost relief to Vermont renters
- Prevent improper payments
- Issue valid claims to Vermonters quickly

Performance Measure	2017	2018	2019 estimate
Amount of renter rebates granted (\$)	8.8M	9M	11.1M
Erroneous payments prevented (\$)	5.7M	5.4M	5-6M
Claims requiring manual review (%)	52%	59%	52%
Claims issued within 60 days of filing (%)	53%	55%	58%

Vermont Department of Taxes FY 2020 Budget

Program: Current Use

Goals:

- Provide accurate, fair, transparent administration of Current Use reductions
- Ensure timely and accurate determinations on enrollments
- Provide accurate data for the Administration to provide Hold Harmless payments to towns for foregone revenue

Performance Measure	2017	2018	2019 estimate
Amount of Savings to Landowners	61m	61m	61m
Total Applications Received	1685	1650	1600-1700
Percentage of Applications processed by April 15 (%)	34%	52%	55%
Average Days for Tax Department to Process Application	126	98	90

State of Vermont - Budget Rollup Report

Organization: 1140010000 - Tax - administration/collection

Budget Object Group: 1. PERSONAL SERVICES

Budget Object Rollup Name	FY2018 Actuals	FY2019 Original As Passed Budget	FY2019 Governor's BAA Recommended Budget	FY2020 Governor's Recommended Budget	Difference Between FY2020 Governor's Recommend and FY2019 As Passed	Percent Change FY2020 Governor's Recommend and FY2019 As Passed
Salaries and Wages	9,780,703	8,896,990	8,896,990	9,212,751	315,761	3.5%
Fringe Benefits	4,490,485	4,175,251	4,175,251	4,711,067	535,816	12.8%
Contracted and 3rd Party Service	966,125	605,788	605,788	1,717,820	1,112,032	183.6%
PerDiem and Other Personal Services	25,220	61,100	61,100	35,500	(25,600)	-41.9%
Budget Object Group Total: 1. PERSONAL SERVICES	15,262,533	13,739,129	13,739,129	15,677,138	1,938,009	14.1%

Budget Object Group: 2. OPERATING

Budget Object Rollup Name	FY2018 Actuals	FY2019 Original As Passed Budget	FY2019 Governor's BAA Recommended Budget	FY2020 Governor's Recommended Budget	Difference Between FY2020 Governor's Recommend and FY2019 As Passed	Percent Change FY2020 Governor's Recommend and FY2019 As Passed
Equipment	54,321	1,321,468	1,321,468	186,468	(1,135,000)	-85.9%
IT/Telecom Services and Equipment	1,214,206	2,665,050	2,665,050	2,805,060	140,010	5.3%
Travel	119,819	113,563	113,563	113,563	-	0.0%
Supplies	69,480	114,650	114,650	154,410	39,760	34.7%
Other Purchased Services	1,228,886	1,056,996	1,056,996	1,114,805	57,809	5.5%
Other Operating Expenses	207,303	212,185	212,185	205,185	(7,000)	-3.3%
Rental Other	14,477	12,000	12,000	14,500	2,500	20.8%
Rental Property	948,491	980,836	980,836	851,267	(129,569)	-13.2%
Property and Maintenance	41,723	89,000	89,000	55,790	(33,210)	-37.3%
Rentals	172,783	95,557	95,557	10,857	(84,700)	-88.6%
Repair and Maintenance Services	3,850	-	-	-	-	0.0%
Budget Object Group Total: 2. OPERATING	4,075,337	6,661,305	6,661,305	5,511,905	(1,149,400)	-17.3%

Budget Object Group: 3. GRANTS

Budget Object Rollup Name	FY2018 Actuals				Difference Between Recommend and As Passed	Percent Change Recommend and As Passed
Grants Rollup	11,871	-	-	-	-	0.0%
Budget Object Group Total: 3. GRANTS	11,871	-	-	-	-	0.0%

Total Expenses	19,349,742	20,400,434	20,400,434	21,189,043	788,609	3.9%
-----------------------	-------------------	-------------------	-------------------	-------------------	----------------	-------------

State of Vermont - Budget Rollup Report

Organization: 1140010000 - Tax - administration/collection

Fund Name	FY2018 Actuals	FY2019 Original As Passed Budget	FY2019 Governor's BAA Recommended Budget	FY2020 Governor's Recommended Budget	Difference Between FY2020 Governor's Recommend and FY2019 As Passed	Percent Change FY2020 Governor's Recommend and FY2019 As Passed
General Funds	17,926,521	18,686,980	18,686,980	19,475,589	788,609	4.2%
Special Fund	1,280,783	1,570,888	1,570,888	1,570,888	-	0.0%
IDT Funds	142,437	142,566	142,566	142,566	-	0.0%
Funds Total	19,349,742	20,400,434	20,400,434	21,189,043	788,609	3.9%
Position Count				149		
FTE Total				149		

State of Vermont - Budget Detail Report

Organization: 1140010000 - Tax - administration/collection

Budget Object Group: 1. PERSONAL SERVICES

		FY2019 Original		FY2019 Governor's BAA	FY2020 Governor's	Difference Between	Percent Change
		FY2018 Actuals	As Passed Budget	Recommended	Recommended	FY2020 Governor's	FY2020 Governor's
				Budget	Budget	Recommend and	Recommend and
						FY2019 As Passed	FY2019 As Passed
Salaries and Wages							
Description	Code						
Classified Employees	500000	9,748,503	7,715,471	7,715,471	8,032,519	317,048	4.1%
Exempt	500010	-	989,789	989,789	1,044,932	55,143	5.6%
Other Regular Employees	500020	-	56,430	56,430	-	(56,430)	-100.0%
Temporary Employees	500040	-	370,000	370,000	370,000	-	0.0%
Overtime	500060	32,200	15,300	15,300	15,300	-	0.0%
Vacancy Turnover Savings	508000	-	(250,000)	(250,000)	(250,000)	-	0.0%
Total: Salaries and Wages		9,780,703	8,896,990	8,896,990	9,212,751	315,761	3.5%

		FY2019 Original		FY2019 Governor's BAA	FY2020 Governor's	Difference Between	Percent Change
		FY2018 Actuals	As Passed Budget	Recommended	Recommended	FY2020 Governor's	FY2020 Governor's
				Budget	Budget	Recommend and	Recommend and
						FY2019 As Passed	FY2019 As Passed
Fringe Benefits							
Description	Code						
FICA - Classified Employees	501000	718,700	594,546	594,546	614,496	19,950	3.4%
FICA - Exempt	501010	-	75,720	75,720	79,937	4,217	5.6%
Health Ins - Classified Empl	501500	1,950,583	1,532,318	1,532,318	1,711,966	179,648	11.7%
Health Ins - Exempt	501510	-	194,631	194,631	203,878	9,247	4.8%
Retirement - Classified Empl	502000	1,629,612	1,349,405	1,349,405	1,608,401	258,996	19.2%
Retirement - Exempt	502010	-	156,440	156,440	202,089	45,649	29.2%
Dental - Classified Employees	502500	107,058	109,620	109,620	116,861	7,241	6.6%
Dental - Exempt	502510	-	10,556	10,556	10,236	(320)	-3.0%
Life Ins - Classified Empl	503000	30,940	32,800	32,800	33,887	1,087	3.3%
Life Ins - Exempt	503010	-	4,177	4,177	4,409	232	5.6%
LTD - Classified Employees	503500	2,829	973	973	847	(126)	-12.9%
LTD - Exempt	503510	-	2,277	2,277	2,167	(110)	-4.8%
EAP - Classified Empl	504000	4,667	4,050	4,050	4,247	197	4.9%
EAP - Exempt	504010	-	390	390	372	(18)	-4.6%
Employee Room Allowance	504520	-	53,820	53,820	53,820	-	0.0%
Employee Tuition Costs	504530	625	2,000	2,000	2,000	-	0.0%
Workers Comp - Ins Premium	505200	18,629	15,528	15,528	25,454	9,926	63.9%
Unemployment Compensation	505500	20,273	26,700	26,700	26,700	-	0.0%
Catamount Health Assessment	505700	6,569	9,300	9,300	9,300	-	0.0%
Total: Fringe Benefits		4,490,485	4,175,251	4,175,251	4,711,067	535,816	12.8%

State of Vermont - Budget Detail Report

Organization: 1140010000 - Tax - administration/collection

Budget Object Group: 1. PERSONAL SERVICES

		FY2019 Original		FY2019 Governor's BAA	FY2020 Governor's	Difference Between	Percent Change
		FY2018 Actuals	As Passed Budget	Recommended	Recommended	FY2020 Governor's	FY2020 Governor's
				Budget	Budget	Recommend and	Recommend and
						FY2019 As Passed	FY2019 As Passed
Contracted and 3rd Party Service							
Description	Code						
Contr & 3Rd Party - Legal	507200	-	3,000	3,000	-	(3,000)	-100.0%
Contr&3Rd Pty-Appr/Engineering	507300	-	15,000	15,000	-	(15,000)	-100.0%
Contr&3Rd Pty-Educ & Training	507350	15,722	15,000	15,000	20,000	5,000	33.3%
IT Contracts - Project Management	507542	6,035	-	-	-	-	0.0%
Contr&3Rd Pty - Info Tech	507550	928,279	342,288	342,288	1,620,820	1,278,532	373.5%
Other Contr and 3Rd Pty Serv	507600	(26,823)	160,500	160,500	35,000	(125,500)	-78.2%
Recording & Other Fees	507620	42,911	70,000	70,000	42,000	(28,000)	-40.0%
Temporary Employment Agencies	507630	-	-	-	-	-	0.0%
Total: Contracted and 3rd Party Service		966,125	605,788	605,788	1,717,820	1,112,032	183.6%
PerDiem and Other Personal Services							
Description	Code						
Per Diem	506000	12,530	40,600	40,600	15,000	(25,600)	-63.1%
Other Pers Serv	506200	-	-	-	-	-	0.0%
Transcripts	506220	1,736	500	500	500	-	0.0%
Sheriffs	506230	-	-	-	-	-	0.0%
Service of Papers	506240	10,955	20,000	20,000	20,000	-	0.0%
Total: PerDiem and Other Personal Services		25,220	61,100	61,100	35,500	(25,600)	-41.9%
Total: 1. PERSONAL SERVICES		15,262,533	13,739,129	13,739,129	15,677,138	1,938,009	14.1%

State of Vermont - Budget Detail Report

Organization: 1140010000 - Tax - administration/collection

Budget Object Group: 2. OPERATING

Equipment		FY2018 Actuals	FY2019 Original As Passed Budget	FY2019	FY2020	Difference Between	Percent Change
				Governor's BAA Recommended Budget	Governor's Recommended Budget	FY2020 Governor's Recommend and FY2019 As Passed	FY2020 Governor's Recommend and FY2019 As Passed
Description	Code						
Hardware - Desktop & Laptop Pc	522216	35,658	48,000	48,000	40,000	(8,000)	-16.7%
Hw - Printers,Copiers,Scanners	522217	14,470	15,500	15,500	9,500	(6,000)	-38.7%
Software - Application Support	522284	-	1,100,000	1,100,000	-	(1,100,000)	-100.0%
Software - Desktop	522286	-	-	-	-	-	0.0%
Software-Security	522288	-	122,968	122,968	122,968	-	0.0%
Other Equipment	522400	-	-	-	-	-	0.0%
Office Equipment	522410	-	-	-	-	-	0.0%
Furniture & Fixtures	522700	4,193	35,000	35,000	14,000	(21,000)	-60.0%
Total: Equipment		54,321	1,321,468	1,321,468	186,468	(1,135,000)	-85.9%

State of Vermont - Budget Detail Report

Organization: 1140010000 - Tax - administration/collection

Budget Object Group: 2. OPERATING

IT/Telecom Services and Equipment		FY2018 Actuals	FY2019 Original As Passed Budget	FY2019 Governor's BAA Recommended Budget	FY2020 Governor's Recommended Budget	Difference Between FY2020 Governor's Recommend and FY2019 As Passed	Percent Change FY2020 Governor's Recommend and FY2019 As Passed
Description	Code						
Internet	516620	4,120	4,000	4,000	4,000	-	0.0%
Tele-Internet-Dsl-Cable Modem	516626	-	-	-	-	-	0.0%
Telecom-Other Telecom Services	516650	-	-	-	-	-	0.0%
Telecom-Toll Free Phone Serv	516657	5,046	38,500	38,500	5,000	(33,500)	-87.0%
Telecom-Conf Calling Services	516658	-	-	-	-	-	0.0%
Telecom-Wireless Phone Service	516659	-	-	-	25,000	25,000	0.0%
ADS Enterp App Supp SOV Emp Exp	516660	351,315	712,735	712,735	265,505	(447,230)	-62.7%
ADS App Support SOV Emp Exp	516661	17,575	1,652,135	1,652,135	1,732,257	80,122	4.8%
ADS End User Computing Exp.	516662	78,551	-	-	12,067	12,067	0.0%
ADS Hosting Charges	516663	283,627	-	-	283,626	283,626	0.0%
It Intsvccost-Vision/Isdassess	516671	142,811	129,302	129,302	140,741	11,439	8.8%
ADS Centrex Exp.	516672	-	-	-	-	-	0.0%
It Inter Svc Cost Data Process	516677	-	-	-	-	-	0.0%
It Inter Svc Cost App Dev&Main	516679	-	-	-	-	-	0.0%
ADS Allocation Exp.	516685	179,945	128,378	128,378	185,648	57,270	44.6%
ADS ACD Exp.	516686	151,216	-	-	151,216	151,216	0.0%
Software as a Service	519085	-	-	-	-	-	0.0%
Hw - Other Info Tech	522200	-	-	-	-	-	0.0%
Hw-Server,Mainfrme,Datastorequ	522214	-	-	-	-	-	0.0%
Hw-Telephone Systems&Equip	522218	-	-	-	-	-	0.0%
Hardware-Telephone User Equip	522219	-	-	-	-	-	0.0%
Software - Other	522220	-	-	-	-	-	0.0%
Software - Office Technology	522221	-	-	-	-	-	0.0%
Sw-Database&Management Sys	522222	-	-	-	-	-	0.0%
Sw-Website Dev Maint Hosting	522224	-	-	-	-	-	0.0%
Sw-Program&Application Develop	522229	-	-	-	-	-	0.0%
Total: IT/Telecom Services and Equipment		1,214,206	2,665,050	2,665,050	2,805,060	140,010	5.3%

State of Vermont - Budget Detail Report

Organization: 1140010000 - Tax - administration/collection

Budget Object Group: 2. OPERATING

		FY2019 Original		FY2019	FY2020	Difference Between	Percent Change
		FY2018 Actuals	As Passed Budget	Governor's BAA Recommended Budget	Governor's Recommended Budget	FY2020 Governor's Recommend and FY2019 As Passed	FY2020 Governor's Recommend and FY2019 As Passed
Other Operating Expenses							
Description	Code						
Single Audit Allocation	523620	187,503	185,185	185,185	185,185	-	0.0%
Registration & Identification	523640	19,800	27,000	27,000	20,000	(7,000)	-25.9%
Total: Other Operating Expenses		207,303	212,185	212,185	205,185	(7,000)	-3.3%

		FY2019 Original		FY2019	FY2020	Difference Between	Percent Change
		FY2018 Actuals	As Passed Budget	Governor's BAA Recommended Budget	Governor's Recommended Budget	FY2020 Governor's Recommend and FY2019 As Passed	FY2020 Governor's Recommend and FY2019 As Passed
Other Purchased Services							
Description	Code						
Insurance Other Than Empl Bene	516000	5,197	5,600	5,600	5,768	168	3.0%
Insurance - General Liability	516010	20,643	24,027	24,027	19,799	(4,228)	-17.6%
Dues	516500	42,050	35,500	35,500	48,500	13,000	36.6%
Licenses	516550	1,411	4,000	4,000	500	(3,500)	-87.5%
Telecom-Telephone Services	516652	25,924	65,000	65,000	30,000	(35,000)	-53.8%
Advertising-Print	516813	-	-	-	-	-	0.0%
Advertising - Job Vacancies	516820	516	-	-	-	-	0.0%
Trade Shows & Events	516870	2,080	3,000	3,000	3,000	-	0.0%
Printing and Binding	517000	53,248	51,500	51,500	45,900	(5,600)	-10.9%
Printing & Binding-Bgs Copy Ct	517005	143,227	100,000	100,000	143,500	43,500	43.5%
Photocopying	517020	-	-	-	-	-	0.0%
Process&Printg Films, Microfilm	517050	-	-	-	-	-	0.0%
Registration For Meetings&Conf	517100	9,190	5,000	5,000	10,000	5,000	100.0%
Training - Info Tech	517110	-	-	-	-	-	0.0%
Postage	517200	506,609	320,000	320,000	348,000	28,000	8.7%
Postage - Bgs Postal Svcs Only	517205	235,312	250,000	250,000	250,000	-	0.0%
Freight & Express Mail	517300	1,725	-	-	-	-	0.0%
Instate Conf, Meetings, Etc	517400	45	-	-	-	-	0.0%
Outside Conf, Meetings, Etc	517500	-	-	-	-	-	0.0%
Other Purchased Services	519000	(6)	-	-	-	-	0.0%
Agency Fee	519005	85,947	85,582	85,582	85,582	-	0.0%
Human Resources Services	519006	85,947	107,787	107,787	113,756	5,969	5.5%
Administrative Service Charge	519010	-	-	-	-	-	0.0%
Security Services	519025	2,224	-	-	-	-	0.0%
Moving State Agencies	519040	7,596	-	-	10,500	10,500	0.0%
Infrastructure as a Service	519081	-	-	-	-	-	0.0%
Total: Other Purchased Services		1,228,886	1,056,996	1,056,996	1,114,805	57,809	5.5%

State of Vermont - Budget Detail Report

Organization: 1140010000 - Tax - administration/collection

Budget Object Group: 2. OPERATING

		FY2019 Original		FY2019	FY2020	Difference Between	Percent Change
		FY2018 Actuals	As Passed Budget	Governor's BAA Recommended Budget	Governor's Recommended Budget	FY2020 Governor's Recommend and FY2019 As Passed	FY2020 Governor's Recommend and FY2019 As Passed
Property and Maintenance							
Description	Code						
Recycling	510220	3,305	2,000	2,000	6,000	4,000	200.0%
Custodial	510400	856	-	-	2,040	2,040	0.0%
Other Property Mgmt Services	510500	-	-	-	-	-	0.0%
Repair & Maint - Buildings	512000	(1,710)	42,000	42,000	20,000	(22,000)	-52.4%
Rep&Maint-Info Tech Hardware	513000	-	-	-	-	-	0.0%
Repair&Maintenance-Compsys Hw	513005	-	-	-	-	-	0.0%
Repair & Maint - Office Tech	513010	39,272	45,000	45,000	27,750	(17,250)	-38.3%
Repair & Maintenance - Softwar	513015	-	-	-	-	-	0.0%
Repair&Maint-Non-Info Tech Equ	513100	-	-	-	-	-	0.0%
Other Repair & Maint Serv	513200	-	-	-	-	-	0.0%
Total: Property and Maintenance		41,723	89,000	89,000	55,790	(33,210)	-37.3%

		FY2019 Original		FY2019	FY2020	Difference Between	Percent Change
		FY2018 Actuals	As Passed Budget	Governor's BAA Recommended Budget	Governor's Recommended Budget	FY2020 Governor's Recommend and FY2019 As Passed	FY2020 Governor's Recommend and FY2019 As Passed
Rental Other							
Description	Code						
Rental - Auto	514550	14,477	12,000	12,000	14,500	2,500	20.8%
Rental - Office Equipment	514650	-	-	-	-	-	0.0%
Rental - Other	515000	-	-	-	-	-	0.0%
Total: Rental Other		14,477	12,000	12,000	14,500	2,500	20.8%

		FY2019 Original		FY2019	FY2020	Difference Between	Percent Change
		FY2018 Actuals	As Passed Budget	Governor's BAA Recommended Budget	Governor's Recommended Budget	FY2020 Governor's Recommend and FY2019 As Passed	FY2020 Governor's Recommend and FY2019 As Passed
Rental Property							
Description	Code						
Rent Land & Bldgs-Office Space	514000	22,236	18,928	18,928	21,150	2,222	11.7%
Fee-For-Space Charge	515010	926,254	961,908	961,908	830,117	(131,791)	-13.7%
Total: Rental Property		948,491	980,836	980,836	851,267	(129,569)	-13.2%

State of Vermont - Budget Detail Report

Organization: 1140010000 - Tax - administration/collection

Budget Object Group: 2. OPERATING

		FY2019 Original		FY2019	FY2020	Difference Between	Percent Change
		FY2018 Actuals	As Passed Budget	Governor's BAA Recommended Budget	Governor's Recommended Budget	FY2020 Governor's Recommend and FY2019 As Passed	FY2020 Governor's Recommend and FY2019 As Passed
Supplies							
Description	Code						
Office Supplies	520000	22,436	53,000	53,000	24,960	(28,040)	-52.9%
Stationary & Envelopes	520015	2,181	-	-	-	-	0.0%
Vehicle & Equip Supplies&Fuel	520100	-	-	-	-	-	0.0%
Gasoline	520110	55	-	-	-	-	0.0%
Other General Supplies	520500	-	-	-	-	-	0.0%
It & Data Processing Supplies	520510	3,131	-	-	-	-	0.0%
Educational Supplies	520540	48	-	-	-	-	0.0%
Recognition/Awards	520600	-	-	-	-	-	0.0%
Food	520700	1,791	1,650	1,650	1,650	-	0.0%
Books&Periodicals-Library/Educ	521500	-	-	-	-	-	0.0%
Subscriptions	521510	39,840	60,000	60,000	127,800	67,800	113.0%
Subscriptions Other Info Serv	521515	-	-	-	-	-	0.0%
Other Books & Periodicals	521520	-	-	-	-	-	0.0%
Total: Supplies		69,480	114,650	114,650	154,410	39,760	34.7%

		FY2019 Original		FY2019	FY2020	Difference Between	Percent Change
		FY2018 Actuals	As Passed Budget	Governor's BAA Recommended Budget	Governor's Recommended Budget	FY2020 Governor's Recommend and FY2019 As Passed	FY2020 Governor's Recommend and FY2019 As Passed
Travel							
Description	Code						
Travel-Inst-Auto Mileage-Emp	518000	82,152	85,000	85,000	85,000	-	0.0%
Travel-Inst-Other Transp-Emp	518010	4,067	5,000	5,000	5,000	-	0.0%
Travel-Inst-Meals-Emp	518020	267	150	150	150	-	0.0%
Travel-Inst-Lodging-Emp	518030	1,252	200	200	200	-	0.0%
Travel-Inst-Incidentals-Emp	518040	118	200	200	200	-	0.0%
Travel-Inst-Auto Mileage-Nonemp	518300	2,436	263	263	263	-	0.0%
Travel-Inst-Other Trans-Nonemp	518310	381	-	-	-	-	0.0%
Travel-Inst-Meals-Nonemp	518320	639	750	750	750	-	0.0%
Conference - Instate - Non Emp	518350	1,215	-	-	-	-	0.0%
Travel-Outst-Auto Mileage-Emp	518500	2,280	2,000	2,000	2,000	-	0.0%
Travel-Outst-Other Trans-Emp	518510	9,530	8,500	8,500	8,500	-	0.0%
Travel-Outst-Meals-Emp	518520	1,847	2,000	2,000	2,000	-	0.0%
Travel-Outst-Lodging-Emp	518530	12,796	9,000	9,000	9,000	-	0.0%
Travel-Outst-Incidentals-Emp	518540	839	500	500	500	-	0.0%
Total: Travel		119,819	113,563	113,563	113,563	-	0.0%

State of Vermont - Budget Detail Report

Organization: 1140010000 - Tax - administration/collection

Budget Object Group: 2. OPERATING

		FY2018 Actuals	FY2019 Original As Passed Budget	FY2019 Governor's BAA Recommended Budget	FY2020 Governor's Recommended Budget	Difference Between FY2020 Governor's Recommend and FY2019 As Passed	Percent Change FY2020 Governor's Recommend and FY2019 As Passed
Rentals							
Description	Code						
Software-License-ApplicaSupprt	516551	74,456	95,557	95,557	10,857	(84,700)	-88.6%
Software-License-Security	516554	98,328	-	-	-	-	0.0%
Total: Rentals		172,783	95,557	95,557	10,857	(84,700)	-88.6%
Repair and Maintenance Services							
Description	Code						
Software-Rep&Maint-ApplicaSupp	513050	3,850	-	-	-	-	0.0%
Total: Repair and Maintenance Services		3,850	-	-	-	-	0.0%
Total: 2. OPERATING		4,075,337	6,661,305	6,661,305	5,511,905	(1,149,400)	-17.3%

Budget Object Group: 3. GRANTS

		FY2018 Actuals				Difference Between Recommend and As Passed	Percent Change Recommend and As Passed
Grants Rollup							
Description	Code						
Grants	550220	4,528	-	-	-	-	0.0%
Other Grants	550500	7,344	-	-	-	-	0.0%
Total: Grants Rollup		11,871	-	-	-	-	0.0%
Total: 3. GRANTS		11,871	-	-	-	-	0.0%
Total Expenses:		19,349,742	20,400,434	20,400,434	21,189,043	788,609	3.9%

		FY2018 Actuals	FY2019 Original As Passed Budget	FY2019 Governor's BAA Recommended Budget	FY2020 Governor's Recommended Budget	Difference Between FY2020 Governor's Recommend and FY2019 As Passed	Percent Change FY2020 Governor's Recommend and FY2019 As Passed
Fund Name	Fund Code						
General Fund	10000	17,926,521	18,686,980	18,686,980	19,475,589	788,609	4.2%
Inter-Unit Transfers Fund	21500	142,437	142,566	142,566	142,566	-	0.0%
Tax-Miscellaneous Fees	21590	295,845	392,888	392,888	392,888	-	0.0%
Tax-Local Option Process Fees	21591	451,315	660,000	660,000	660,000	-	0.0%
Tax-Current Use Admin	21594	533,623	518,000	518,000	518,000	-	0.0%
Funds Total:		19,349,742	20,400,434	20,400,434	21,189,043	788,609	3.9%
Position Count					149		
FTE Total					149		

**State of Vermont
FY2020 Governor's Recommended Budget Position Summary Report**

1140010000-Tax - administration/collection

Position Number	Classification	FTE	Count	Gross Salary	Benefits Total	Statutory Total	Total
080001	004002 - Tax Clerk II	1	1	\$ 49,076	\$ 27,725	\$ 3,755	\$ 80,556
080002	040100 - Director Taxpayer Services	1	1	\$ 92,671	\$ 30,248	\$ 7,090	\$ 130,009
080004	062300 - Prop Valu Dist Advisor	1	1	\$ 54,473	\$ 20,501	\$ 4,167	\$ 79,141
080006	037800 - Tax Examiner III	1	1	\$ 51,859	\$ 11,620	\$ 3,967	\$ 67,446
080010	089080 - Financial Manager I	1	1	\$ 65,414	\$ 31,107	\$ 5,004	\$ 101,525
080011	548500 - Taxpayer Services Sec Chief	1	1	\$ 76,523	\$ 33,407	\$ 5,854	\$ 115,784
080012	089190 - Administrative Srvc Tech III	1	1	\$ 43,131	\$ 18,153	\$ 3,299	\$ 64,583
080014	089210 - Administrative Srvc Tech IV	1	1	\$ 57,192	\$ 32,655	\$ 4,375	\$ 94,222
080015	039200 - Tax Examiner IV	1	1	\$ 49,793	\$ 19,532	\$ 3,809	\$ 73,134
080017	039200 - Tax Examiner IV	1	1	\$ 67,690	\$ 31,579	\$ 5,179	\$ 104,448
080020	037700 - Tax Examiner II	1	1	\$ 40,834	\$ 9,337	\$ 3,124	\$ 53,295
080021	089210 - Administrative Srvc Tech IV	1	1	\$ 51,205	\$ 19,824	\$ 3,917	\$ 74,946
080022	208801 - Business Analyst AC: Tax	1	1	\$ 65,414	\$ 31,107	\$ 5,004	\$ 101,525
080023	436100 - Tax Compliance Officer II	1	1	\$ 43,658	\$ 9,922	\$ 3,340	\$ 56,920
080025	038420 - PVR Program Manager	1	1	\$ 71,843	\$ 32,438	\$ 5,496	\$ 109,777
080026	004003 - Tax Clerk III	1	1	\$ 48,781	\$ 33,919	\$ 3,731	\$ 86,431
080028	208801 - Business Analyst AC: Tax	1	1	\$ 63,390	\$ 36,943	\$ 4,849	\$ 105,182
080031	036300 - Tax Compliance Officer III	1	1	\$ 50,214	\$ 19,619	\$ 3,841	\$ 73,674
080032	036601 - Tax Compliance Section Chief	1	1	\$ 78,927	\$ 40,159	\$ 6,037	\$ 125,123
080035	062300 - Prop Valu Dist Advisor	1	1	\$ 69,693	\$ 31,993	\$ 5,332	\$ 107,018
080036	239500 - Tax Research Statistician	1	1	\$ 67,332	\$ 14,823	\$ 5,151	\$ 87,306
080038	551600 - VTax Support Coordinator	1	1	\$ 52,850	\$ 34,761	\$ 4,043	\$ 91,654

**State of Vermont
FY2020 Governor's Recommended Budget Position Summary Report**

1140010000-Tax - administration/collection

Position Number	Classification	FTE	Count	Gross Salary	Benefits Total	Statutory Total	Total
080039	006100 - Senior Data Technician	1	1	\$ 37,271	\$ 8,600	\$ 2,851	\$ 48,722
080040	089030 - Financial Specialist II	1	1	\$ 55,611	\$ 20,737	\$ 4,254	\$ 80,602
080041	037700 - Tax Examiner II	1	1	\$ 40,834	\$ 17,677	\$ 3,124	\$ 61,635
080042	500090 - Tax Field Audit Section Chief	1	1	\$ 73,994	\$ 32,883	\$ 5,661	\$ 112,538
080046	036601 - Tax Compliance Section Chief	0.8	1	\$ 63,141	\$ 36,891	\$ 4,831	\$ 104,863
080047	039201 - Tax Examiner V	1	1	\$ 57,761	\$ 12,842	\$ 4,419	\$ 75,022
080049	037600 - Tax Examiner I	1	1	\$ 42,288	\$ 9,638	\$ 3,235	\$ 55,161
080050	548550 - Taxpayer Serv Review Sec Chief	1	1	\$ 94,611	\$ 43,406	\$ 7,238	\$ 145,255
080051	436100 - Tax Compliance Officer II	1	1	\$ 57,192	\$ 21,064	\$ 4,375	\$ 82,631
080052	028700 - Tax Field Auditor II	1	1	\$ 51,458	\$ 11,537	\$ 3,936	\$ 66,931
080053	028500 - Tax Field Auditor IV	1	1	\$ 67,627	\$ 37,820	\$ 5,174	\$ 110,621
080055	062300 - Prop Valu Dist Advisor	1	1	\$ 67,796	\$ 31,600	\$ 5,186	\$ 104,582
080056	555001 - Research Economist	1	1	\$ 67,627	\$ 8,811	\$ 5,174	\$ 81,612
080058	436500 - Tax Compliance Officer I	1	1	\$ 38,683	\$ 8,892	\$ 2,959	\$ 50,534
080059	037200 - Tax Field Auditor III	1	1	\$ 59,701	\$ 29,924	\$ 4,567	\$ 94,192
080062	208801 - Business Analyst AC: Tax	1	1	\$ 65,414	\$ 14,426	\$ 5,004	\$ 84,844
080064	549400 - Property Tax Specialist I	1	1	\$ 58,752	\$ 29,728	\$ 4,495	\$ 92,975
080065	436100 - Tax Compliance Officer II	1	1	\$ 43,658	\$ 26,603	\$ 3,340	\$ 73,601
080067	028700 - Tax Field Auditor II	1	1	\$ 71,633	\$ 15,713	\$ 5,480	\$ 92,826
080070	037800 - Tax Examiner III	1	1	\$ 47,073	\$ 10,629	\$ 3,602	\$ 61,304
080071	089240 - Administrative Srvcs Cord III	1	1	\$ 73,783	\$ 32,839	\$ 5,645	\$ 112,267
080073	028900 - Taxpayer Advocate	1	1	\$ 71,843	\$ 24,097	\$ 5,496	\$ 101,436

**State of Vermont
FY2020 Governor's Recommended Budget Position Summary Report**

1140010000-Tax - administration/collection

Position Number	Classification	FTE	Count	Gross Salary	Benefits Total	Statutory Total	Total
080077	089210 - Administrative Srvcs Tech IV	1	1	\$ 49,582	\$ 19,488	\$ 3,793	\$ 72,863
080081	478100 - Business Process Manager	1	1	\$ 71,675	\$ 32,403	\$ 5,483	\$ 109,561
080083	039200 - Tax Examiner IV	1	1	\$ 60,481	\$ 23,371	\$ 4,627	\$ 88,479
080085	037800 - Tax Examiner III	1	1	\$ 55,316	\$ 29,016	\$ 4,232	\$ 88,564
080086	042000 - Tax Policy Analyst	1	1	\$ 74,268	\$ 32,525	\$ 5,682	\$ 112,475
080090	004003 - Tax Clerk III	1	1	\$ 48,781	\$ 19,323	\$ 3,731	\$ 71,835
080091	037800 - Tax Examiner III	1	1	\$ 48,591	\$ 19,283	\$ 3,718	\$ 71,592
080093	037200 - Tax Field Auditor III	1	1	\$ 59,701	\$ 13,243	\$ 4,567	\$ 77,511
080094	037770 - Tax Field Auditor I	1	1	\$ 48,591	\$ 10,943	\$ 3,718	\$ 63,252
080095	028500 - Tax Field Auditor IV	1	1	\$ 72,244	\$ 38,776	\$ 5,527	\$ 116,547
080097	548500 - Taxpayer Services Sec Chief	1	1	\$ 69,356	\$ 31,923	\$ 5,306	\$ 106,585
080102	436100 - Tax Compliance Officer II	1	1	\$ 43,658	\$ 32,858	\$ 3,340	\$ 79,856
080103	551600 - VTax Support Coordinator	1	1	\$ 54,473	\$ 20,501	\$ 4,167	\$ 79,141
080104	548500 - Taxpayer Services Sec Chief	1	1	\$ 71,675	\$ 35,653	\$ 5,483	\$ 112,811
080105	037800 - Tax Examiner III	1	1	\$ 53,524	\$ 34,901	\$ 4,094	\$ 92,519
080106	089190 - Administrative Srvcs Tech III	1	1	\$ 47,284	\$ 19,013	\$ 3,618	\$ 69,915
080107	089130 - Financial Director I	1	1	\$ 81,372	\$ 26,069	\$ 6,225	\$ 113,666
080108	089080 - Financial Manager I	1	1	\$ 65,414	\$ 22,766	\$ 5,004	\$ 93,184
080110	010500 - Tax Compliance Data Analyst	1	1	\$ 67,796	\$ 24,885	\$ 5,186	\$ 97,867
080111	436100 - Tax Compliance Officer II	1	1	\$ 46,567	\$ 27,206	\$ 3,562	\$ 77,335
080112	036300 - Tax Compliance Officer III	1	1	\$ 57,108	\$ 21,046	\$ 4,369	\$ 82,523
080113	039201 - Tax Examiner V	1	1	\$ 59,701	\$ 36,179	\$ 4,567	\$ 100,447

**State of Vermont
FY2020 Governor's Recommended Budget Position Summary Report**

1140010000-Tax - administration/collection

Position Number	Classification	FTE	Count	Gross Salary	Benefits Total	Statutory Total	Total
080118	039200 - Tax Examiner IV	1	1	\$ 51,458	\$ 19,877	\$ 3,936	\$ 75,271
080119	478100 - Business Process Manager	1	1	\$ 73,994	\$ 24,542	\$ 5,661	\$ 104,197
080120	042000 - Tax Policy Analyst	1	1	\$ 74,268	\$ 16,258	\$ 5,682	\$ 96,208
080122	549500 - Property Tax Specialist III	1	1	\$ 54,473	\$ 12,161	\$ 4,167	\$ 70,801
080125	039201 - Tax Examiner V	1	1	\$ 71,949	\$ 25,745	\$ 5,504	\$ 103,198
080126	037800 - Tax Examiner III	1	1	\$ 47,073	\$ 18,969	\$ 3,602	\$ 69,644
080128	436100 - Tax Compliance Officer II	1	1	\$ 40,834	\$ 26,880	\$ 3,124	\$ 70,838
080130	037700 - Tax Examiner II	1	1	\$ 42,288	\$ 26,319	\$ 3,235	\$ 71,842
080132	037700 - Tax Examiner II	1	1	\$ 42,288	\$ 9,638	\$ 3,235	\$ 55,161
080133	028500 - Tax Field Auditor IV	1	1	\$ 67,627	\$ 31,565	\$ 5,174	\$ 104,366
080137	001810 - Senior Legal Assistant	1	1	\$ 57,192	\$ 21,064	\$ 4,375	\$ 82,631
080139	037700 - Tax Examiner II	1	1	\$ 40,834	\$ 26,880	\$ 3,124	\$ 70,838
080140	037700 - Tax Examiner II	1	1	\$ 45,134	\$ 18,567	\$ 3,452	\$ 67,153
080141	026500 - Assistant Director of Tax Comp	1	1	\$ 76,291	\$ 39,789	\$ 5,836	\$ 121,916
080142	062100 - Property Tax Supervisor	1	1	\$ 88,919	\$ 42,228	\$ 6,802	\$ 137,949
080144	039201 - Tax Examiner V	1	1	\$ 61,704	\$ 21,997	\$ 4,721	\$ 88,422
080145	536000 - AsstDirector Taxpayer Services	1	1	\$ 78,737	\$ 25,524	\$ 6,024	\$ 110,285
080146	551600 - VTax Support Coordinator	1	1	\$ 54,473	\$ 12,161	\$ 4,167	\$ 70,801
080148	062300 - Prop Valu Dist Advisor	1	1	\$ 54,473	\$ 35,097	\$ 4,167	\$ 93,737
080150	039201 - Tax Examiner V	1	1	\$ 57,761	\$ 12,842	\$ 4,419	\$ 75,022
080151	039201 - Tax Examiner V	1	1	\$ 63,685	\$ 37,004	\$ 4,871	\$ 105,560
080152	549500 - Property Tax Specialist III	1	1	\$ 58,078	\$ 21,247	\$ 4,443	\$ 83,768

State of Vermont
FY2020 Governor's Recommended Budget Position Summary Report
1140010000-Tax - administration/collection

Position Number	Classification	FTE	Count	Gross Salary	Benefits Total	Statutory Total	Total
080155	037700 - Tax Examiner II	1	1	\$ 42,288	\$ 32,574	\$ 3,235	\$ 78,097
080156	037802 - Tax Education Supervisor	1	1	\$ 67,796	\$ 31,600	\$ 5,186	\$ 104,582
080157	037700 - Tax Examiner II	1	1	\$ 40,834	\$ 26,880	\$ 3,124	\$ 70,838
080159	010500 - Tax Compliance Data Analyst	1	1	\$ 62,146	\$ 30,430	\$ 4,754	\$ 97,330
080160	549500 - Property Tax Specialist III	1	1	\$ 54,473	\$ 35,097	\$ 4,167	\$ 93,737
080163	042000 - Tax Policy Analyst	1	1	\$ 69,567	\$ 15,286	\$ 5,322	\$ 90,175
080165	436100 - Tax Compliance Officer II	1	1	\$ 49,582	\$ 19,488	\$ 3,793	\$ 72,863
080166	038420 - PVR Program Manager	1	1	\$ 86,916	\$ 41,814	\$ 6,649	\$ 135,379
080167	039201 - Tax Examiner V	1	1	\$ 57,761	\$ 29,523	\$ 4,419	\$ 91,703
080173	001700 - Web Design & Info Mang Coord	1	1	\$ 58,078	\$ 35,843	\$ 4,443	\$ 98,364
080175	202203 - Data Technician	1	1	\$ 46,673	\$ 18,886	\$ 3,571	\$ 69,130
080176	202203 - Data Technician	1	1	\$ 42,942	\$ 26,455	\$ 3,285	\$ 72,682
080177	037700 - Tax Examiner II	1	1	\$ 40,834	\$ 17,677	\$ 3,124	\$ 61,635
080178	548500 - Taxpayer Services Sec Chief	1	1	\$ 76,523	\$ 25,066	\$ 5,854	\$ 107,443
080179	062300 - Prop Valu Dist Advisor	1	1	\$ 56,265	\$ 29,341	\$ 4,304	\$ 89,910
080180	062300 - Prop Valu Dist Advisor	1	1	\$ 50,847	\$ 19,751	\$ 3,890	\$ 74,488
080183	089180 - Administrative Srvcs Tech II	1	1	\$ 44,902	\$ 33,115	\$ 3,435	\$ 81,452
080185	039201 - Tax Examiner V	1	1	\$ 61,704	\$ 30,338	\$ 4,721	\$ 96,763
080186	037804 - Tax Program Training Specialis	1	1	\$ 63,390	\$ 36,943	\$ 4,849	\$ 105,182
080187	036300 - Tax Compliance Officer III	1	1	\$ 60,439	\$ 36,332	\$ 4,623	\$ 101,394
080189	037700 - Tax Examiner II	1	1	\$ 51,205	\$ 19,824	\$ 3,917	\$ 74,946
080190	552000 - Senior Property Assessor	1	1	\$ 63,390	\$ 14,007	\$ 4,849	\$ 82,246

**State of Vermont
FY2020 Governor's Recommended Budget Position Summary Report**

1140010000-Tax - administration/collection

Position Number	Classification	FTE	Count	Gross Salary	Benefits Total	Statutory Total	Total
080192	089030 - Financial Specialist II	1	1	\$ 46,567	\$ 18,865	\$ 3,562	\$ 68,994
080193	037700 - Tax Examiner II	1	1	\$ 40,834	\$ 26,880	\$ 3,124	\$ 70,838
080194	039200 - Tax Examiner IV	1	1	\$ 56,707	\$ 29,304	\$ 4,338	\$ 90,349
080202	037800 - Tax Examiner III	1	1	\$ 50,773	\$ 11,395	\$ 3,884	\$ 66,052
080203	037800 - Tax Examiner III	1	1	\$ 48,591	\$ 33,879	\$ 3,718	\$ 86,188
080204	552200 - Compliance Audit Manager	1	1	\$ 68,681	\$ 32,646	\$ 5,254	\$ 106,581
080205	028700 - Tax Field Auditor II	1	1	\$ 54,937	\$ 28,938	\$ 4,203	\$ 88,078
080206	037770 - Tax Field Auditor I	1	1	\$ 48,591	\$ 10,943	\$ 3,718	\$ 63,252
080207	028700 - Tax Field Auditor II	1	1	\$ 48,043	\$ 28,373	\$ 3,676	\$ 80,092
080209	088800 - Tax Internal Audit Sect Chief	1	1	\$ 67,332	\$ 37,759	\$ 5,151	\$ 110,242
080210	506800 - Tax Compliance Corp Audit Spec	1	1	\$ 76,523	\$ 39,662	\$ 5,854	\$ 122,039
080211	037200 - Tax Field Auditor III	1	1	\$ 61,704	\$ 36,593	\$ 4,721	\$ 103,018
080213	037200 - Tax Field Auditor III	1	1	\$ 59,701	\$ 21,583	\$ 4,567	\$ 85,851
080214	028700 - Tax Field Auditor II	1	1	\$ 49,793	\$ 38,597	\$ 3,809	\$ 92,199
080215	037700 - Tax Examiner II	1	1	\$ 42,288	\$ 17,978	\$ 3,235	\$ 63,501
080216	037600 - Tax Examiner I	1	1	\$ 38,683	\$ 25,662	\$ 2,959	\$ 67,304
080217	037770 - Tax Field Auditor I	1	1	\$ 45,450	\$ 27,836	\$ 3,477	\$ 76,763
080218	548500 - Taxpayer Services Sec Chief	1	1	\$ 96,845	\$ 29,273	\$ 7,408	\$ 133,526
080220	085250 - Business Project Manager	1	1	\$ 76,734	\$ 39,706	\$ 5,871	\$ 122,311
080221	038400 - Director of Tax Compliance	1	1	\$ 104,751	\$ 31,150	\$ 8,014	\$ 143,915
080222	549400 - Property Tax Specialist I	1	1	\$ 43,658	\$ 19,888	\$ 3,340	\$ 66,886
080223	037801 - Tax Education Specialist	1	1	\$ 51,859	\$ 34,556	\$ 3,967	\$ 90,382

**State of Vermont
FY2020 Governor's Recommended Budget Position Summary Report**

1140010000-Tax - administration/collection

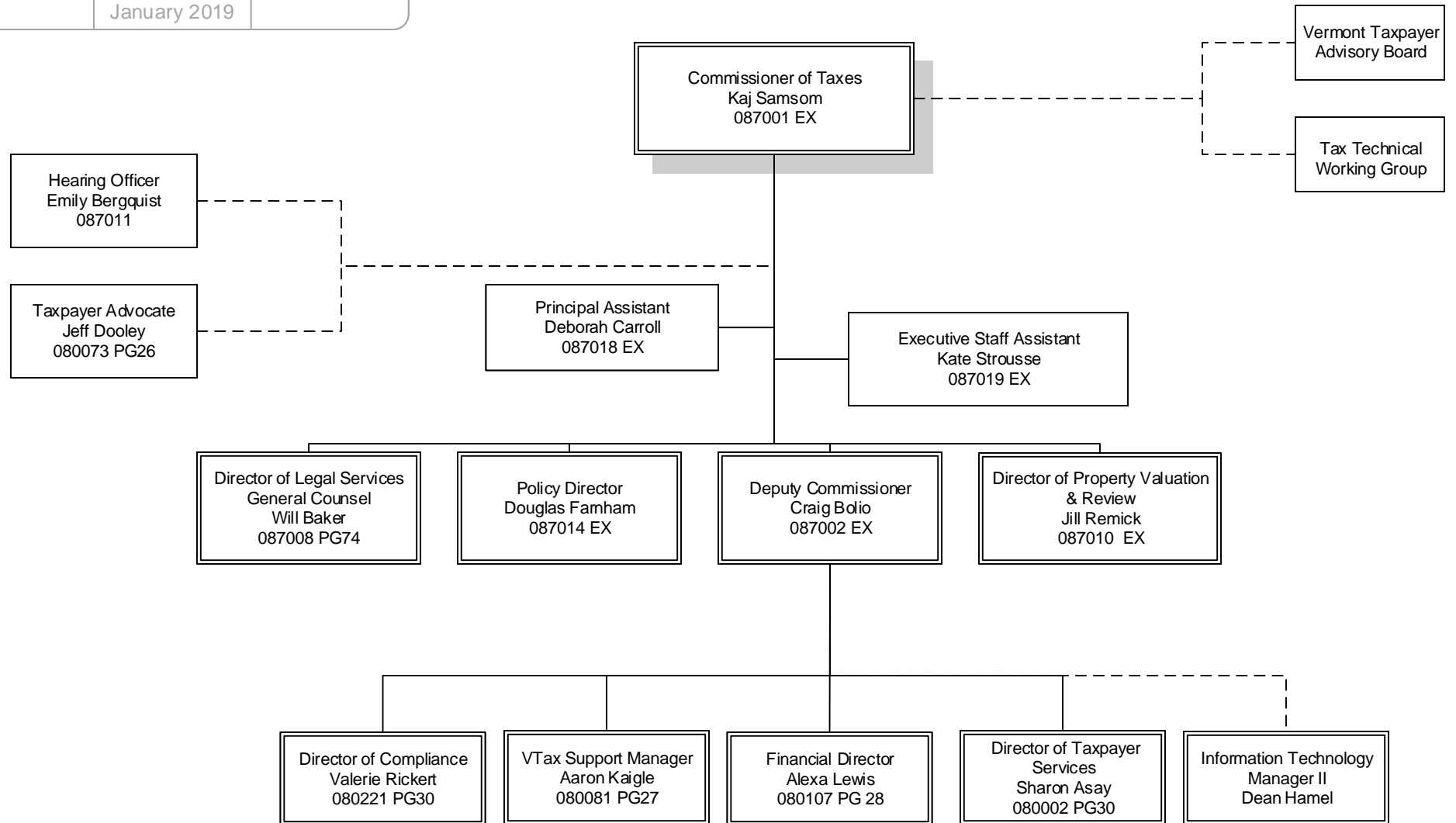
Position Number	Classification	FTE	Count	Gross Salary	Benefits Total	Statutory Total	Total
080224	037800 - Tax Examiner III	1	1	\$ 48,591	\$ 19,283	\$ 3,718	\$ 71,592
080225	089080 - Financial Manager I	1	1	\$ 74,268	\$ 24,598	\$ 5,682	\$ 104,548
080226	036300 - Tax Compliance Officer III	1	1	\$ 45,450	\$ 10,293	\$ 3,477	\$ 59,220
080227	028100 - Comp Prjct Mgr and Data Analys	1	1	\$ 60,755	\$ 13,461	\$ 4,648	\$ 78,864
080228	467400 - Paralegal	1	1	\$ 45,450	\$ 33,229	\$ 3,477	\$ 82,156
087001	90120A - Commissioner	1	1	\$ 125,030	\$ 49,992	\$ 9,565	\$ 184,587
087002	90570D - Deputy Commissioner	1	1	\$ 103,275	\$ 30,604	\$ 7,900	\$ 141,779
087003	95868E - Staff Attorney III	1	1	\$ 72,813	\$ 39,060	\$ 5,570	\$ 117,443
087004	95867E - Staff Attorney II	1	1	\$ 71,169	\$ 38,717	\$ 5,444	\$ 115,330
087006	95869E - Staff Attorney IV	1	1	\$ 89,867	\$ 28,035	\$ 6,875	\$ 124,777
087008	95875E - Sr Asst Atty General	1	1	\$ 93,261	\$ 43,342	\$ 7,134	\$ 143,737
087010	95570B - Dir Prop Valu&Review	1	1	\$ 89,172	\$ 42,485	\$ 6,822	\$ 138,479
087011	95869E - Staff Attorney IV	1	1	\$ 103,781	\$ 23,254	\$ 7,939	\$ 134,974
087012	95869E - Staff Attorney IV	1	1	\$ 92,945	\$ 34,929	\$ 7,111	\$ 134,985
087014	91110E - Economist	1	1	\$ 91,259	\$ 42,922	\$ 6,981	\$ 141,162
087018	95360E - Principal Assistant	1	1	\$ 67,121	\$ 23,273	\$ 5,135	\$ 95,529
087019	91590E - Private Secretary	1	1	\$ 45,239	\$ 18,693	\$ 3,461	\$ 67,393
Total		148.8	149	\$ 9,077,451	\$ 3,899,360	\$ 694,433	\$ 13,671,244

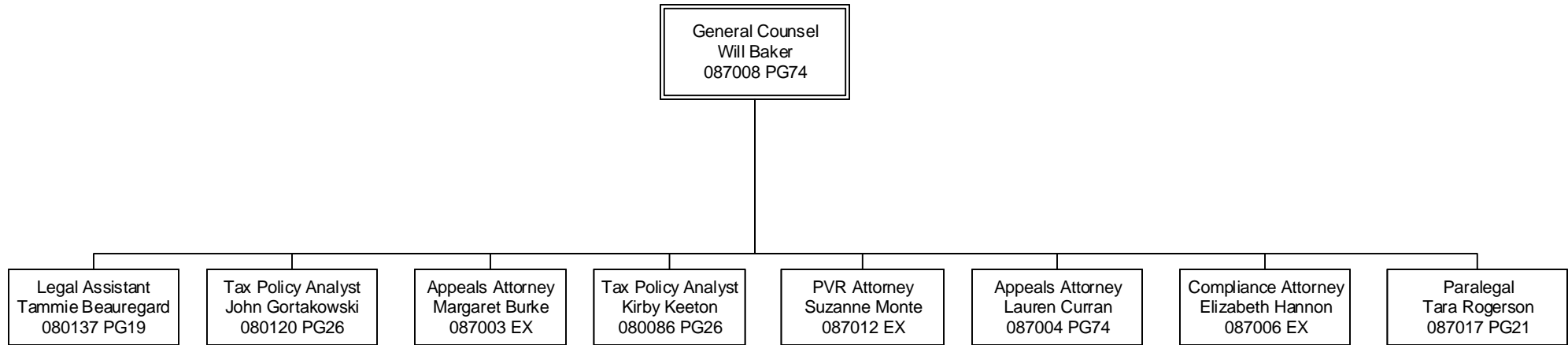
Fund Code	Fund Name	FTE	Count	Gross Salary	Benefits Total	Statutory Total	Total
10000	General Fund	148.8	149	\$ 9,077,451	\$ 3,899,360	\$ 694,433	\$ 13,671,244
Total		148.80	149	\$ 9,077,451	\$ 3,899,360	\$ 694,433	\$ 13,671,244

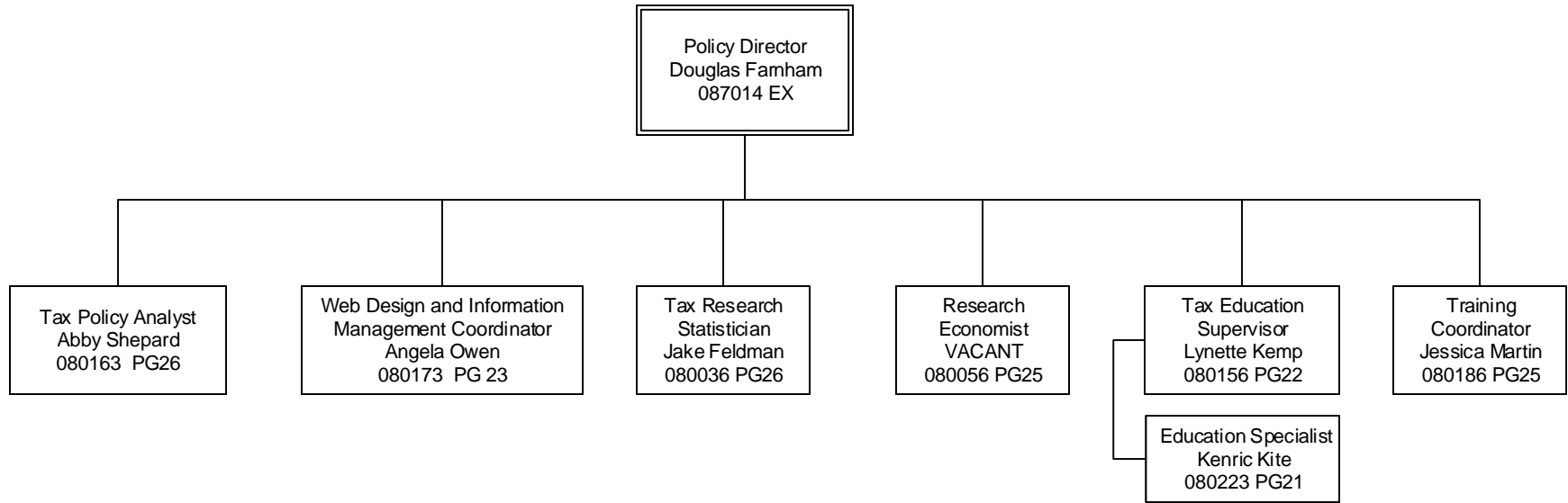
Note: Numbers may not sum to total due to rounding.

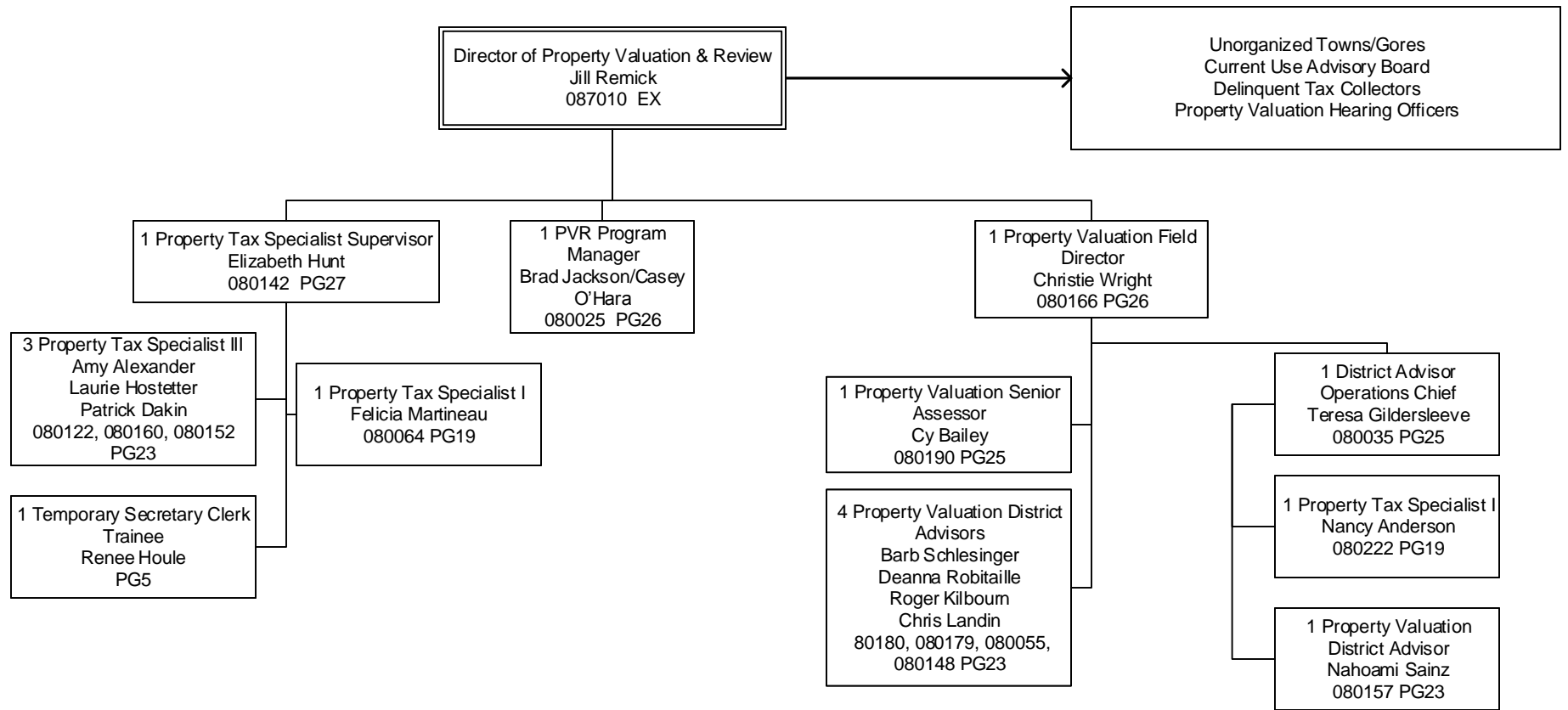
Vermont Department of Taxes-Executive Staff

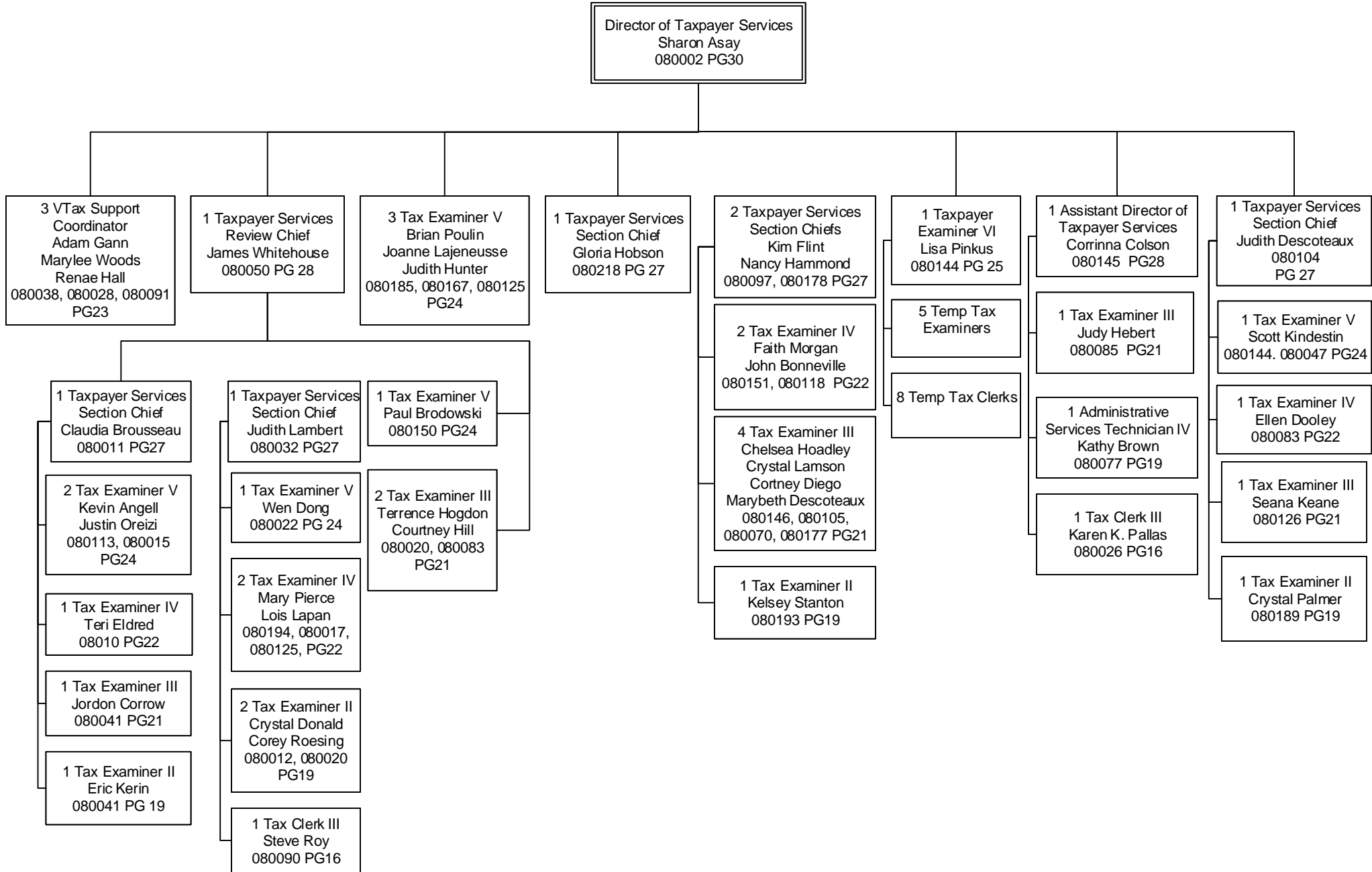
January 2019

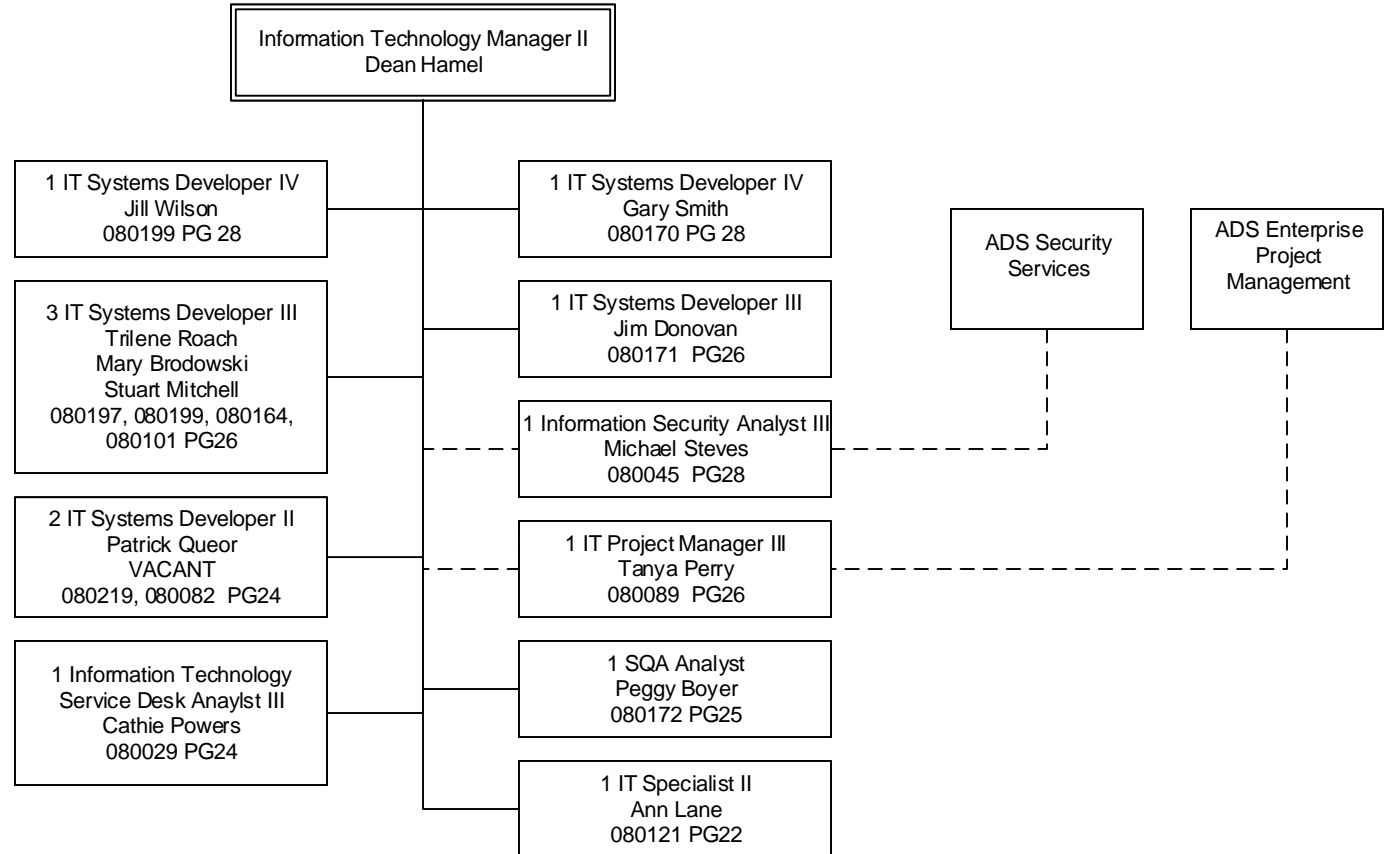


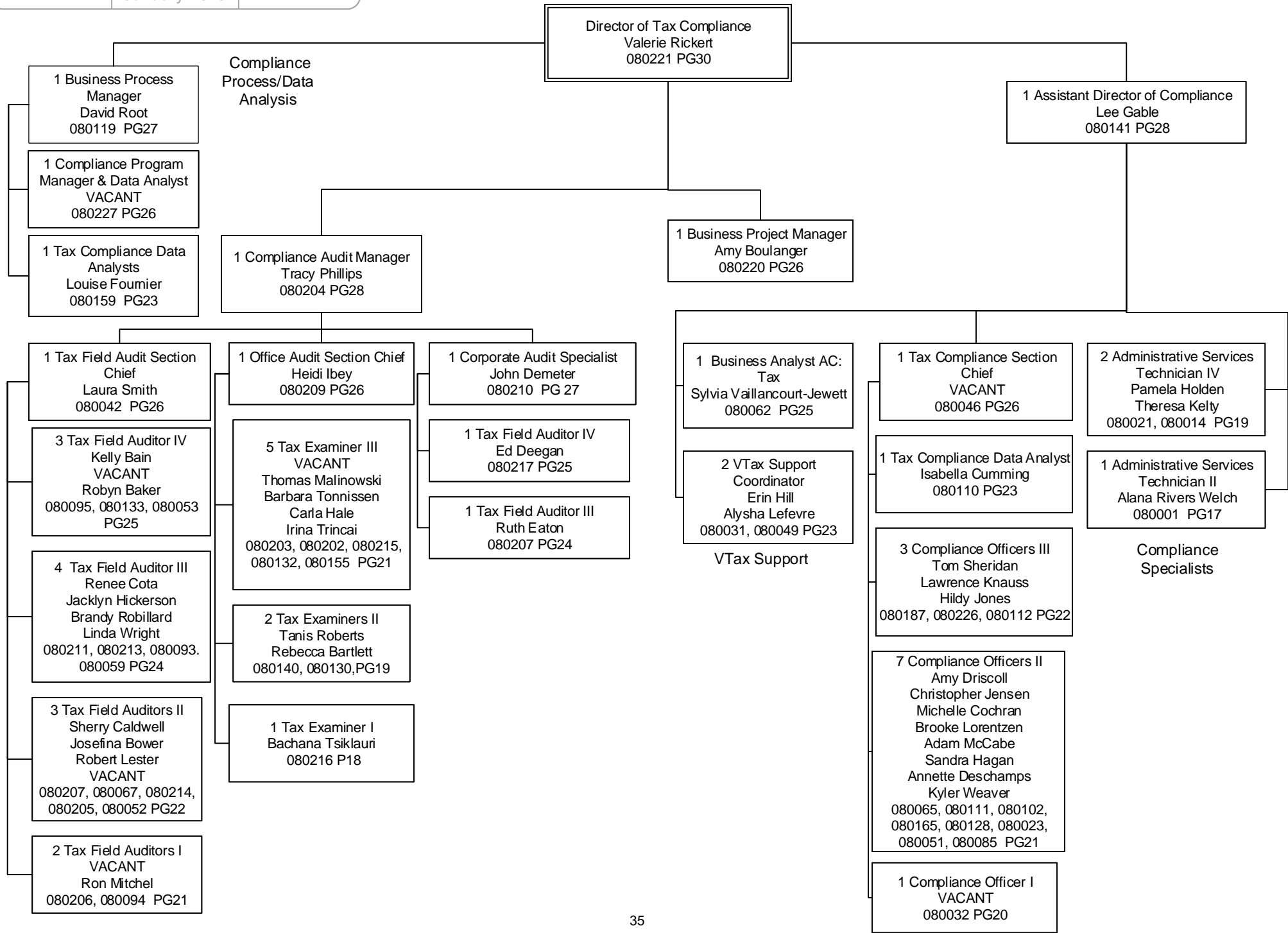


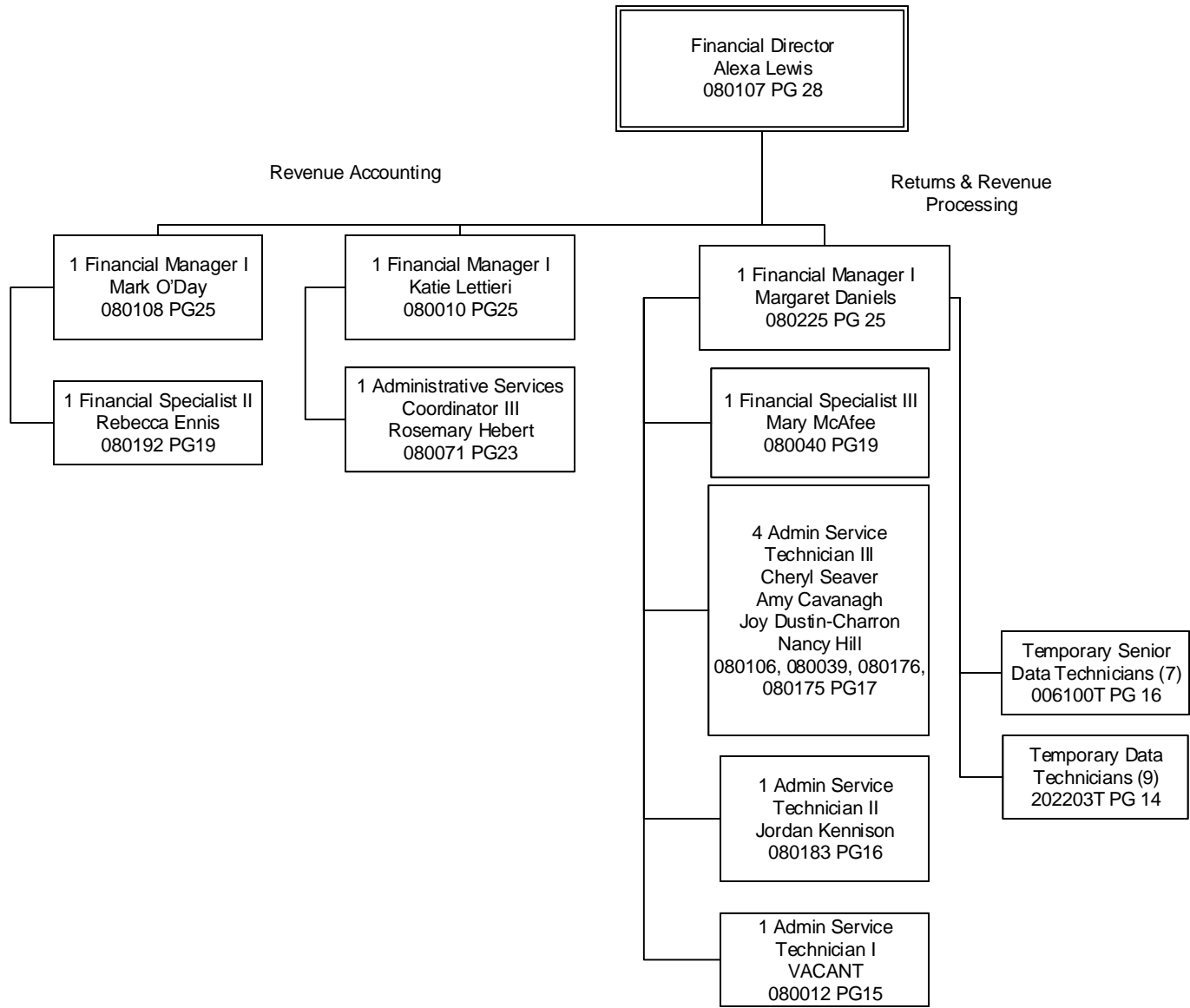












State of Vermont - Interdepartmental Transfers Receipts

Department: 1140010000 - Tax - administration/collection

Budget Request Code	Fund	Justification	Est Amount
9063	21500	01140; Administrative Charges to Special Funds	\$142,566
		Total	142,566